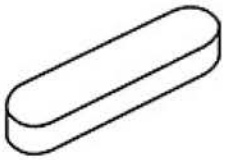





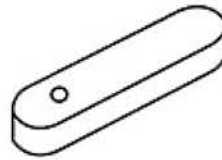
## Passfedern



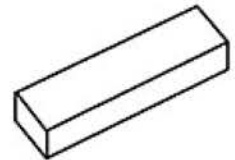
Passfeder Form A



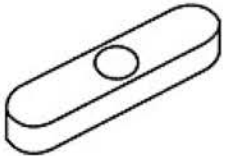
Passfeder Form AB



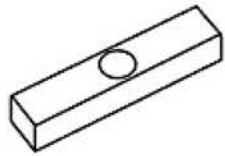
Passfeder Form AS



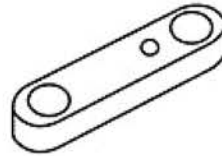
Passfeder Form B



Passfeder Form C



Passfeder Form D



Passfeder Form E

Zutreffendes eintragen / ankreuzen

### Passfeder

- Passfeder Form A
- Passfeder Form AB
- Passfeder Form AS
- Passfeder Form B
- Passfeder Form C
- Passfeder Form D
- Passfeder Form E
- Passfeder nach Skizze/Muster

Höhe (mm)

Länge (mm)

Breite (mm)

### Werkstoff

- Federstahl C 45
- Wst. 1.4310
- andere

(auch Sonderwerkstoffe)

### Oberfläche

- verzinkt
- geölt
- andere

### Stückzahl

Firma

Name

Straße, Nr.

PLZ, Ort

Telefon

Fax

E-Mail